












PLEASE READ ENTIRE INSTRUCTION SHEET BEFORE ASSEMBLY

PARTS LIST							
A	TOP RING		1	G	METAL WASHER (Φ6.5)		16
B	TABLE TOP (Not included in this pack)		1	H	LOCK WASHER (Φ6.5)		24
C	TABLE LEG		4	I	PLASTIC BOLT CAP (M6)		24
D	LEG CONNECTOR BRACKET		1	J	ALLEN WRENCH		1
E	BOLT (M6X30L)		16	K	TOUCH-UP PAINT BOTTLE		1
F	BOLT (M6X27L)		8				

