













**PLEASE READ ENTIRE
INSTRUCTION SHEET BEFORE ASSEMBLY**

PARTS LIST							
A	TOP RING		1	G	METAL WASHER (Φ6.5XΦ12)		8
B	TABLE TOP (Not included in this pack)		1	H	METAL WASHER (Φ6.5XΦ16)		8
C	TABLE LEG		4	I	LOCK WASHER (Φ6.5)		24
D	LEG CONNECTOR BRACKET		1	J	PLASTIC BOLT CAP(M6)		24
E	BOLT(M6X30L)		16	K	ALLEN WRENCH		1
F	BOLT(M6X27L)		8	L	TOUCH-UP PAINT BOTTLE		1

