
















West Virginia Sunlounger / Gold Coast Sunlounger
 Assembly Instructions
 L-Grow Code: GF-WVG23 / GF-GDC23

A	SEAT		1	F	BOLT(M6X60L)		2	L	PLASTIC NUT CAP (M6)		2
B	BACK		1	G	METAL WASHER (Φ6.5)		12	M	ALLEN WRENCH		1
C	LEFT LEG		1	H	PLASTIC BOLT CAP (M6)		10	N	HEX WRENCH		1
D	RIGHT LEG		1	J	PE WASHER (6mm)		2				
E	BOLT(M6X20L)		8	K	NUT (M6)		2				

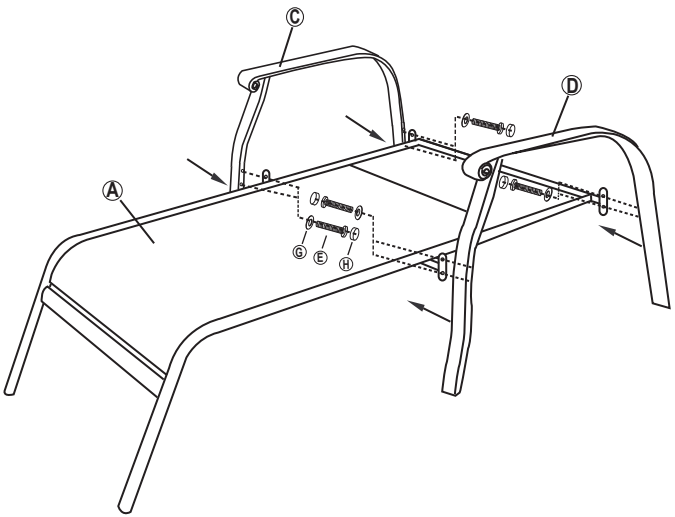


FIG.1

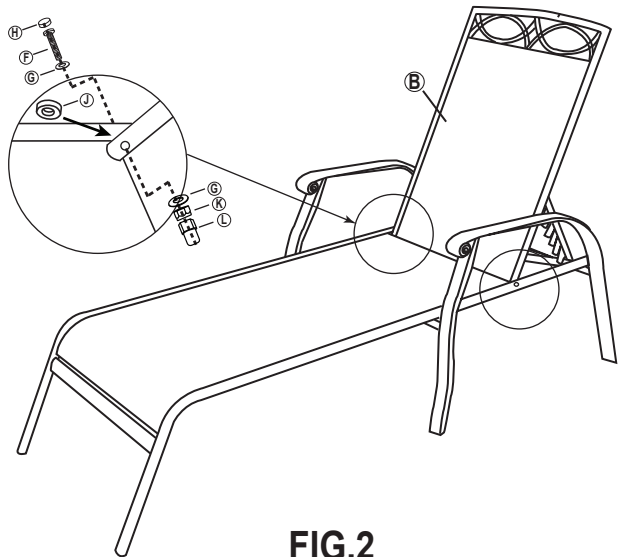


FIG.2