







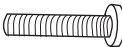


PARTS LIST							
A	TABLE RIM		1	F	METAL WASHER (Φ6.5)		4
B	TOP GLASS		1	G	PLASTIC BOLT CAP(M6)		4
C	TABLE LEG ASSEMBLY1		1	H	ALLEN WRENCH (M6)		1
D	TABLE LEG ASSEMBLY2		1	I	TOUCH-UP PAINT BOTTLE		1
E	BOLT(M6X15L)		4				

